



# Sacred Heart School | Salinas

Celebrating over 100 years of Quality Catholic Education

June 8, 2017

Dear Parents,

I would like to introduce myself. I am Ms. Stefani and I will be your child's third grade teacher. This will be my fourth year teaching at Sacred Heart School. This school is very special and full of wonderful families. Third grade is a big step up! Please take a look at the following tips to help get your child ready for the upcoming year.

**Read often!** Encourage your child to read! Read to them! Allowing your child to select books that are interesting to them either at the library or bookstore is a great way to help your child learn to enjoy reading. Discussing the book together and asking questions helps build their comprehension skills. I encourage your child to read any books that interest them (picture or chapter books). Over the summer, please have your child read *Dinosaurs Before Dark* (Magic Tree House Series Book, No 1) by Mary Pope Osborne and complete the enclosed worksheets. **These worksheets will be due on the first day of school.**

\* Please ensure that your child has their basic math facts (addition and subtraction) 1-12 memorized. Playing math games and using flash cards can be a good way to practice these facts. There are also many workbooks and online worksheets available.


\* Practice writing over the summer by keep a journal. There are many different daily topics available online. This is a great way to get your child thinking and practicing their writing skills, as well as handwriting.

Have a wonderful summer with family and friends. I look forward to seeing you in August.

Sincerely,  
*Ms. Stefani*

# 3<sup>rd</sup> Grade Summer Activities

**Read:** *Dinosaurs Before Dark* (Magic Tree House, No. 1). For EACH of the chapters, please write a meaningful summary and draw a picture to describe that illustrates an important event from each chapter in the packet provided to you. **This will count as your first grade in August when you come back to school.**



**Math:** All math facts! This includes addition, subtraction of one digit numbers and numbers between 10-20. You will have a timed (5 minutes for 80 problems) on addition on the **first day of school**, and a subtraction test on the **second day of school**. Knowing your math facts is essential for being successful in 3<sup>rd</sup> grade and the more you practice you do over the summer, the more prepared you will be for the 3<sup>rd</sup> grade math.

Some ideas to help you review your math facts:


- Mathletics LIVE
- Kahn Academy
- Free Rice ([www.freerice.org](http://www.freerice.org))
- Flash cards
- iPad applications
- Online games
- Practice pages ([www.math-drills.com](http://www.math-drills.com))



**Summer Bridge Activities: 2<sup>nd</sup> to 3<sup>rd</sup> Grade:** This book is a useful summer study tool. You can find the book on Amazon or at Barnes & Nobel. These books are valuable when done on a consistent basis. Meaning, 10-15 minutes per day 3-5 days a week.

Ms. Stefani 3<sup>rd</sup> Grade  
Summer Reading Activity

# Dinosaurs Before Dark



Name: \_\_\_\_\_

Directions:

After reading each chapter, write a meaningful summary of the main events that happened in that chapter. Draw and color a picture that illustrates an important event in the chapter. This booklet is due on the first day of school. This will count as your first grade in 3<sup>rd</sup> grade.

**Grade:** \_\_\_\_\_

*Dinosaurs Before Dark*

Chapter: \_\_\_\_\_

---

---

---

---

---

---

---

---

---

---


---

---

---

---

---



---

---

---

---

---

---

---

---

---

---

---

---

---

---

---

---

---

---

---

---

---

---

---

---

---

---

---

---

---

---



---

---

---

---

---

---

---

---

---

---

---

---

---

---

---

---

---


---

---

---

---

---



---

---

---

---

---

---

---

---

---

---

---


---

---

---

---

---



---

---

---

---

---

---

---

---

---

---

---

---

---

---

---

---

---













